

DanePork UK

Version 1.0 - May 2024



DanePork
www.danepork.dk

Contents

3 Introduction

- 3 Purpose of the DanePork UK Standard
- 3 Purpose
- 3 Rules
- 3 Appendix

4 Structure of the standard

- 4 Overview of DanePork UK requirements
- 5 Administration
- 10 Production
- 14 Legislation

15 List of sanctions

18 Regulatory compliance

- 19 Administration
- 23 Production

25 Terminology



Introduction

DESCRIPTION:

This product standard with related appendices sets out the requirements for the production of UK pigs for DanePork. The DanePork UK standard, which is divided into an administrative section and a production section, is a supplement to the requirements of the DANISH Product Standard. The sanction system follows the sanction model in the DANISH Product Standard.

As regards the production of UK pigs for DanePork, the requirements of the DANISH Product Standard and DanePork UK must be followed at all times. The UK standards from Tican and Danish Crown are also accepted when in receipt of pigs from these two standards. Ultimate responsibility for meeting the requirements rests with the herd owner.

PURPOSE:

The purpose of DanePork UK pigs is to provide accredited third party certification for the production of live pigs under the DS/EN ISO/IEC 17065:2012 international standard.

An initial audit is a mandatory requirement when embarking on the DanePork UK Standard

RULES:

The certificate is valid for 12 months from the date of certification. Recertification can be performed unannounced and up to four months before the certificate expires. Validity can only be extended beyond the 12 months for a maximum of 30 days and only if there is a valid reason. Should the certification firm question the reason, it is the standard/scheme owner who decides on the matter. For example, but not limited to, severe illness of the farm manager, time-consuming repairs or circumstances that prevent the certification firm from carrying out the scheduled visit.

This product standard for UK pigs for DanePork is valid from 1 May 2024.

DanePork certification must be performed by a certification body accredited to the international standard ISO 17065:2012 – scope DanePork UK-standard, and is an add-on to the DANISH Product Standard. The DANISH Product Standard is the basic standard for the production of live pigs in Denmark.

All sow, piglet and finisher farms must be approved by an accredited certification body as mentioned above in order to produce and supply DanePork UK pigs.

Further information about DanePork UK Standard:

Tørskindvej 19
DK-7183 Randbøl
info@danepork.dk
+45 7588 386

Appendix

The following appendix overview is not covered by the accreditation, but serves as examples of how the herd's appendix can be structured. The latest versions can be found and downloaded from the website: DanePork.dk:

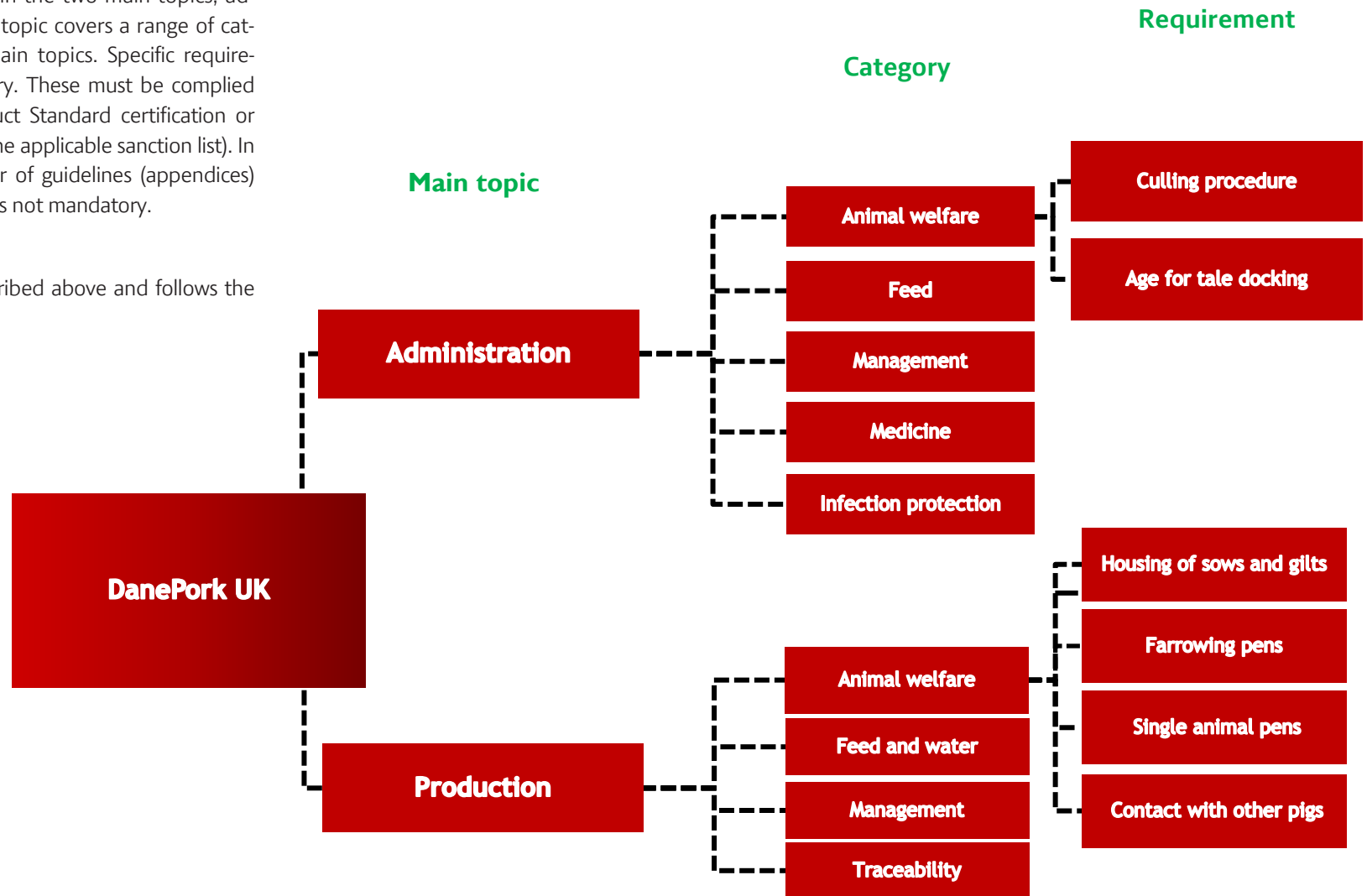
- Appendix 1 Visitor lists
- Appendix 2 Age for tail docking and castration
- Appendix 3 Building diagrams
- Appendix 4 Cleaning and disinfection plan
- Appendix 5 Poison stations
- Appendix 6 Medication records
- Appendix 7 Cleaning and maintenance of bolt pistol
- Appendix 8 Signs at entrance doors
- Appendix 9 Housing in farrowing pens
- Appendix 10 Alarm log
- Appendix 11 Further training of stockpersons
- Appendix 12 Culling procedure
- Appendix 13 Contingency plan

Structure of the standard



Requirements

The DanePork UK Standard is structured in a simple and transparent way in parallel with the DANISH Product Standard. The areas covered by the standard are described in the two main topics, administration and production. Each main topic covers a range of categories, which are sub-topics of the main topics. Specific requirements are contained within each category. These must be complied with in order to achieve DANISH Product Standard certification or DanePork UK certification (according to the applicable sanction list). In addition, reference is made to a number of guidelines (appendices) which can be usefully employed, but this is not mandatory.

The structure of DanePork UK is as described above and follows the layout on the right.







Category: A.20 Animal welfare







Requirement	Master data	Description	
A.20.1 Culling procedure		The procedure for culling pigs under and over 5 kg must be available for inspection. The procedure must be signed by the herd veterinarian on an annual basis. Pigs over 5 kg must be culled using a captive bolt pistol and exsanguination. Pigs under 5 kg can be culled with a firm blow to the head.	
A.20.2 Age for tail docking		Any tail docking of piglets must be performed within the first 72 hours of birth. This must be documented on an annual basis by the herd veterinarian in an inspection report or in an appendix, e.g. Appendix 1.	

Administration





Category: A.21 Feed

Requirement	Master data	Description	
A.21.1 Information to feed company		Producers of DanePork UK pigs have a duty to inform their feed company that they are producing DanePork UK pigs. This must be documented in writing	
A.21.2 Purchase of feed from an approved supplier		Producers must ensure that the supplied feed meets the requirements in A.21.3 and A.21.4. Package inserts and mixing recipes must be kept for at least two years.	
A.21.3 PAP		Feed must be free from PAP (Processed Animal Protein), blood plasma and blood products.	
A.21.4 Animal fat		Feed must not contain animal fat.	





Category: A.22 Management

Requirement	Master data	Description	
A.22.1 Smoking		Smoking is not allowed within pig areas.	
A.22.2 Building diagram		A diagram of the building with housing unit and pen measurements, as well as the number of pigs per pen, must be available for inspection.	
A.22.3 Water quality		If drinking water from the farm's own borehole is used, the quality of the drinking water must be checked at least once a year. The analysis results from an approved laboratory must also be available for inspection.	
A.22.4 Further training of stockpersons		Internal further training of stockpersons within animal welfare, medicine handling, tail docking, castration, cleaning and culling must be documented and renewed once a year.	
A.22.5 Emergency plan		An emergency/contingency plan must be available with contact details of relevant persons/companies and with various instructions. This must be hung in a prominent position, e.g. at the entrance to the housing unit.	
A. 22.6 Recording of alarm testing		Alarm testing must be carried out and recorded weekly. If water and electricity are also alarmed, this must also be tested and recorded weekly.	
A.22.7 Purchase of DanePork UK pigs		If purchasing DanePork UK pigs, the herd owner is responsible for clarifying the traceability of his pigs and thereby documenting their approval. All accredited UK standards that are add-ons to the DANISH Product Standard are valid.	
A.22.8 Maintenance of captive bolt pistol		The procedure for cleaning and maintaining a captive bolt pistol must be demonstrable.	

Category: A.23 Medicine

Requirement	Master data	Description	
A.23.1 Storage of treatment records		Treatment records must be retained for at least five years. If farrowing and servicing lists are used, these must also be retained for five years.	
A.23.2 Storage of medicine and vaccines		Medicines and vaccines must be kept under lock and stored in accordance with the veterinarian's instructions, as stated on labels or packaging. This could be a refrigerator or medicine storage room, which must be locked when there is no one in the housing unit. Locking the entire building is also an option.	
A.23.3 Veterinary visits		All farms producing DanePork UK-pigs must have a least four annual veterinary visits – this must be demonstrable, e.g. in the form of a report from the herd veterinarian.	
A.23.4 Batch number and expiry date		It must be ensured - via your pharmaceutical supplier – that the package insert, or invoice contains the medicine's batch number and expiry date.	

Category: A.24 Infection protection

Requirement	Master data	Description	
A.24.1 Cleaning/disinfection plan		A written cleaning/disinfection plan must be in place for the herd.	
A.24.2 Poison stations		The location of rodent poison stations must be marked and numbered on a diagram. It must be ensured that poison is placed in the poison stations only if there are visible signs of constant use. When the poison stations are no longer frequented by rodents, the poison must be removed. A visual inspection of poison stations for pests must be carried out. Such documentation can be in the form of a report from a pest control company or in the form of an appendix that includes the name of the agent currently used, when the poison was placed and when the stations were inspected.	
A.24.3 Cats in the herd area		Cats in the herd area must not be allowed outside and must be dewormed as necessary.	
A.24.4 Food in the herd area and its consumption		The consumption and storage of food products in the herd area may only occur in areas intended for this purpose. The area must be clearly marked on the diagram of the housing unit and herd area.	

Category: P.20 Animal welfare

Requirement	Master data	Description
P.20.1 Housing of sows and gilts		<p>Sows and gilts must be loose housed from weaning until they are placed in the farrowing pen. In exceptional cases, sows/gilts can be temporarily housed in locked crates under the following conditions:</p> <p>Single animal level:</p> <ul style="list-style-type: none"> • When undergoing veterinary examinations, treatment and surgery. • When the pigs/sows/gilts are marked or weighed. • In connection with loading. • During service <p>In groups:</p> <p>The latest group of weaned sows may be housed in locked crates during the first week after weaning, but only for as long as it is necessary to perform a heat check or insemination.</p> <p>In herds</p> <p>Sows/gilts may be housed in locked crates:</p> <ul style="list-style-type: none"> • During feeding until the last sow has finished eating • When housing units are being cleaned or in connection with the removal of manure. • It is only permitted to house sows in locked crates for the time needed to perform the above measures. • It is not regarded as being housed in a crate if the sow, for instance, lies down in the crate, provided that she is free to leave it.

Category: P.20 Animal welfare, continued

Requirement	Master data	Description
P.20.2 Farrowing pens		<p>Individual sows in farrowing pens are only permitted to be housed in a crate for the first 35 days after farrowing. This also applies to lactating sows. If a sow spends more than 35 days in a crate in the farrowing pen after farrowing, the herd veterinarian – in cooperation with the producer – is required to provide a written explanation, and also explain in writing the absolute number of days the sow will be confined after farrowing.</p> <p>The number of days must not exceed 56. This written description must be renewed annually e.g. via the veterinarian’s report or the form: 'Housing in farrowing pens'. Sows, used as lactating sows, may not have shoulder sores and/or be very thin (emaciated), with ribs, backbone and/or hip bones protruding (body condition score 1 – see figure below)</p> <div style="text-align: center;"> <p>The figure shows four pig backs from a rear perspective, illustrating the progression of body condition scores. From left to right: 1. Emaciated (Score 1): Ribs, backbone, and hip bones are clearly protruding. 2. Thin (Score 2): Ribs, backbone, and hip bones are easily detected with pressure. 3. Medium (Score 3): Ribs, backbone, and hip bones are felt with firm pressure. 4. Fat (Score 4): Ribs, backbone, and hip bones are not felt.</p> </div>
P.20.3 Single animal pens		If sows are housed in single animal pens, the pens must be large enough for the sow to turn around unimpeded.
P.20.4 Contact with other pigs		All pigs must be able to see and hear other pigs.

Category: P.21 Feed and water

Requirement	Master data	Description
P.21.1 Storage of feed		Feed must be stored in closed silos or other containers that cannot be accessed by rodents. All other feed supplies must be stored in accordance with the guidelines on good production practice. See section 60.2 and 60.3 of the Danish Veterinary and Food Administration's feed guide.
P.21.2 Equipment that comes into contact with feed		The producer is responsible for ensuring that all equipment that comes into contact with feed is adequately maintained, including trolleys, trailers, silos, feed chains and feed systems.

Category: P.22 Management

Requirement	Master data	Description
P. 22.1 Mechanical ventilation		If a mechanical ventilation system is used, an alarm must be installed to warn of any malfunction of the ventilation system. The alarm system must alert a set of contacts by phone. The alarm must also operate in the event of a power cut and a rise in temperature in individual housing sections.
P.22.2 Alarm testing		The alarm must be tested on a weekly basis, with records kept. If an alarm is connected to the water and power supply, this must also be tested on a weekly basis, with records kept.
P.22.3 Signs at entrance door		A sign should be posted on the entrance door stating: 'Access by agreement only, please contact tel: xx xx xx xx'.

Category: P.23 Traceability

Requirement	Master data	Description
P.23.1 Identification of treated animals and retention period		A procedure must be in place that identifies pigs that have been treated with medicine requiring a retention period, either individually with an ear tag, other clear marking or by pen. Pigs that have received medical treatment may not be sent for slaughter before the retention period has elapsed.
P.23.2 Visitors to the herd area		All visitors must be registered by date, name, company, arrival time, purpose of visit and the date of their last visit to a pig herd. The visitor list from DanePork in the appendices can be used for this purpose. When completing the visitor list, the visitor must confirm that he/she has not had any symptoms of vomiting, diarrhoea, a severe cold or flu within the last 24 hours. The document must be retained for at least two years.

All animal welfare matters in the herd must be dealt with in accordance with Danish legislation, even if this is not necessarily specified in the standard. Reference is also made to the following legal texts at retsinformation.dk (always the most recent version in force):

1. Executive Order on the Protection of Pigs
2. Executive Order on the Indoor Keeping of Piglets, Breeding Stock and Finishers
3. Executive Order on the Indoor Keeping of Gilts, Dry Sows and Gestating Sows
4. Executive Order on the Animal Protection Act
5. Executive Order on the Keeping of Animals
6. Executive Order on Health Advisory Agreements for Pig Herds
7. Executive Order on the Animal Owner's Use of Medicines for Animals and Official Controls of Food Companies' Own Controls of Residue Concentration
8. Executive Order on the Outdoor Keeping of Pigs

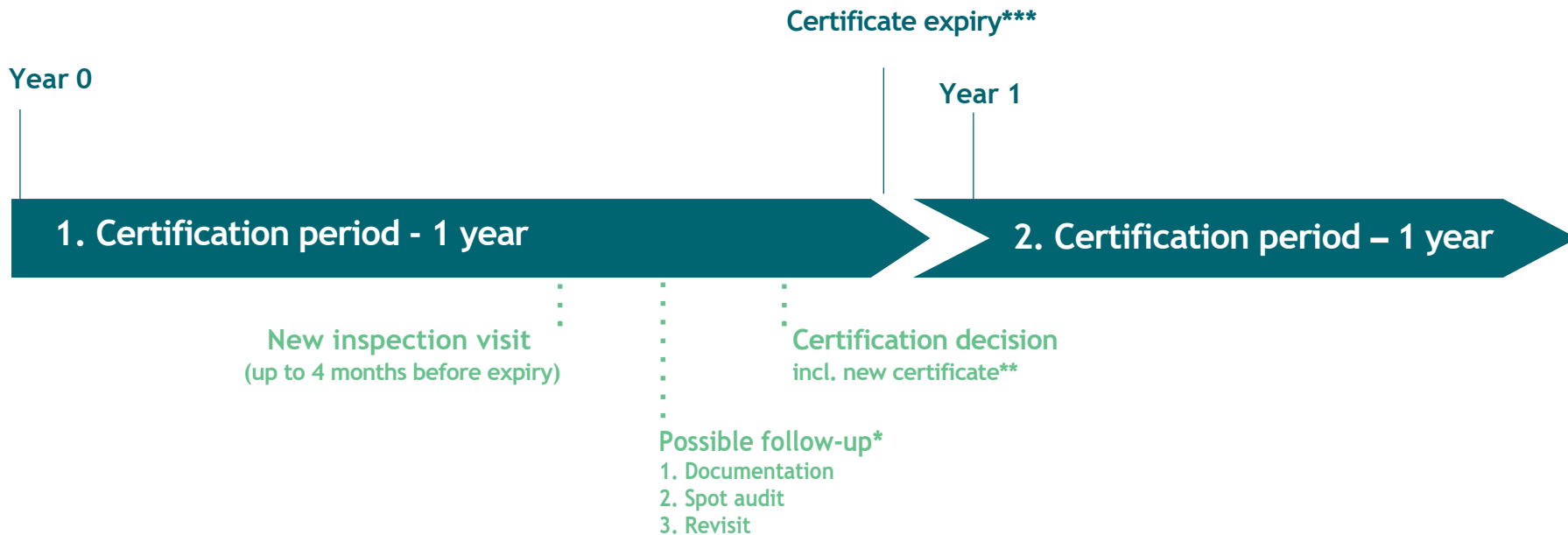
Sanctions list

If an audit indicates a lack of compliance with the rules, this will be deemed a non-compliance. The degree of non-compliance is divided according to sanction levels with differentiated consequences. Under the individual requirement, there can be a differentiation in the level of non-compliance, which means that a lack of compliance is not necessarily sanctioned. There will also be requirements where, at the first ordinary audit, a Comment is given indicating that the non-compliance must be remedied immediately after the audit. In the event of repeated non-compliance with the requirement, a sanction will result.

Non-compliances must comply with DanePork UK version 1.0

A distinction is made between three different degrees of sanction levels, depending on whether the non-compliances belong under the main topic, Administration or Production. If a herd receives the same non-compliance at the next audit, the sanction will, as a rule, be upgraded.

The following list of sanctions provides a description of the different levels of sanctions for the individual types of non-compliance (non-compliance with the standard's requirements).



Regarding the illustration below

*

Follow-up regarding non-compliance "1. Administrative" or "Production" occurs via. 1) documentation for start-up of advisory visit or 2) Verification of start of advisory sessions.

**

A certificate is issued after the certification decision. The certificate for a new period starts at the expiry*** of the previous certificate.

Administrative requirements

Sanction level	Consequence
Comment	Approved
1. administration	Submission of documentation (within 28 days)*
2. administration	Submission of documentation (within 28 days)* and unannounced audit at next regular audit.
3. administration	Submission of documentation (within 28 days)* and advisory visits, (3 within 6 months). The herd is set to an extraordinary follow up spot audit within 12 months.
Suspension of certificate	Documentation/objective evidence of improvement within 14 days. If improvement occurs: Advisory visits, 3 within 6 months. Reaudit within 6-9 months + unannounced audit at the next regular audit. If rectification does not occur, the certificate will be removed.
Removal of certificate	Removal of certificate. New start audit inclusive start audit fee.

* If deemed necessary by the certification body due to non-compliances that cannot be rectified within the existing certification period, such as changes to housing systems (but not limited to this) there may – exceptionally - be a need to issue a certificate extension to allow for submission of documentation, spot audit or revisits within the certification period. A certificate can be extended for a maximum of 30 days. The scheme owner must be notified in the event of extensions.

Production requirements

Sanction level	Consequence
Comment	Approved
1. production	Unannounced spot audit (within category) within 3* months. The non-compliance will be closed after spot audit without the non-compliance.
2. production	Unannounced spot audit (within category) within 3* months and 3 advisory visits within 6 months. The herd is set to an extraordinary follow up spot audit within 12 months.
3. production	Reaudit within 3-4 weeks* and unannounced audit at next regular audit (33-36 months after certification date). The herd is set to an extraordinary follow up spot audit within 12 months.
Suspension of certificate	Documentation/objective evidence of improvement within 14 days. If improvement occurs: Advisory visits, 3 within 6 months. Reaudit within 6-9 months + unannounced audit at the next regular audit. If rectification does not occur, the certificate will be removed.
Removal of certificate	Removal of certificate. New start audit inclusive start audit fee.

* If deemed necessary by the certification body due to non-compliances that cannot be rectified within the existing certification period, such as changes to housing systems (but not limited to this) there may – exceptionally - be a need to issue a certificate extension to allow for submission of documentation, spot audit or revisits within the certification period. A certificate can be extended for a maximum of 30 days. The scheme owner must be notified in the event of extensions.

Regulatory compliance:

The following is an overview of each requirement within the standard and how a non-compliance from the requirement is assessed and sanctioned. All non-compliances from the requirements in the standard must be noted, but whether or not to sanction will be defined under the individual requirements by means of differentiated threshold values.

The table below shows how regulatory compliance should be interpreted.

Requirement	Animal group	1. Sanction	Repetition
Brief description of the requirement, incl. number. Details of the requirement can be found in the overview of relevant requirements.	Indicates whether the requirement applies to one or more animal groups and which ones.	The sanction is given at the first ordinary audit in relation to certification under the applicable standard. If there is a “comment” in this field, it means that the first instance of non-compliance will not result in a sanction, but should be remedied immediately after the audit. Repeated non-compliance with the requirement will result in a sanction.	The sanction is given due to repetition of the specific requirement in relation to the last audit. If deemed necessary, repeated non-compliances may be upgraded in accordance with the guideline.

Category: A.20 Animal welfare

Requirement	Master data	Animal group	1. Sanction	Repetition
A.20.1 Culling procedure		All	1. administration	2. administration
A.20.2 Age for tail docking		Piglets Finishers	1. administration	2. administration

Category: A.21 Feed

Requirement	Master data	Animal group	1. Sanction	Repetition
A.21.1 Information to feed company		All	1. administration	2. administration
A.21.2 Purchase of feed from an approved supplier		All	Comment	1. administration
A.21.3 PAP		All	1. administration	2. administration
A.21.4 Animal fat		All	1. administration	2. administration

Administration

Category: A.22 Management

Requirement	Master data	Animal group	1. Sanction	Repetition
A.22.1 Smoking		All	Comment	1. administration
A.22.2 Building diagram		All	Comment	1. administration
A.22.3 Water quality		All	Comment	1. administration
A.22.4 Further training of stock-persons		All	1. administration	2. administration
A.22.5 Emergency plan		All	Comment	1. administration
A.22.6 Recording of alarm testing		All	Comment	1. administration
A.22.7 Purchase of DanePork UK-pigs		All	Comment	1. administration
A.22.8 Maintenance of captive bolt pistol		All	Comment	1. administration

Category: A.23 Medicine

Requirement	Master data	Animal group	1. Sanction	Repetition
A.23.1 Storage of treatment records		All	Comment	1. administration
A.23.2 Storage of medicine and vaccines		All	1. administration	2. administration
A.23.3 Veterinary visits		All	1. administration	2. administration
A.23.4 Batch number and expiry date		All	1. administration	2. administration

Category: A.24 Infection protection

Requirement	Master data	Animal group	1. Sanction	Repetition
A.24.1 Cleaning/disinfection plan		All	Comment	1. administration
A.24.2 Poison stations		All	1. administration	2. administration
A.24.3 Cats in the herd area		All	Comment	1. administration
A.24.4 Food in the herd area and its consumption		All	Comment	1. administration

Category: P.20 Animal welfare

Requirement	Master data	Animal group	Differentiation	1. Sanction	Repetition
P.20.1 Housing of sows and gilts		Sows and gilts	≤0.5% of animal groups	Comment	1. production
			>0.5% of animal groups	1. production	2. production
P.20.2 Farrowing pens		Sows		1. production	2. production
P.20.3 Single animal pens		Sows		1. production	2. production
P.20.4 Contact with other pigs		All		1. production	2. production

Category: P.21 Feed and water

Requirement	Master data	Animal group	1. Sanction	Repetition
P.21.1 Storage of feed		All	Comment	1. production
P.21.2 Equipment that comes into contact with feed		All	Comment	1. production

Category: P.22 Management

Requirement	Master data	Animal group	1. Sanction	Repetition
P.22.1 Mechanical ventilation		All	1. production	2. production
P.22.2 Alarm testing		All	Comment	1. production
P.22.3 Signs at entrance door		All	Comment	1. production

Category: P.23 Traceability

Requirement	Master data	Animal group	1. Sanction	Repetition
P.23.1 Identification of treated animals and retention period		All	Comment	1. production
P.23.2 Visitors to the herd area		All	1. production	2. production

What	Definition
Standard/scheme owner	Company that owns and designs the standard.
CB	Certification Body, independent third-party company that audits and certifies herds according to, among others, DanePork UK
Main topic	There are two main topics under which all DanePork UK requirements are grouped, Administration and Production.
Category	Within each of the two main topics there are categories that are sub-topics for which requirements are set.
Requirement	DanePork UK requirements are the requirements that the individual CHR no.(herd) must meet in order to be DanePork UK-certified. The requirements are placed under the relevant category.
Animal group	The animal group to which the requirement relates.
Comment	In cases where a requirement has not been met, a comment must be given stating that the requirement has not been fulfilled. The sanctions list defines whether sanctions should be applied. There will be requirements where, during the first ordinary audit, a Comment stipulates that the non-compliance must be rectified after the audit. In the event of repeated non-compliance with the requirement, a sanction will result.
1st sanction	The minimum sanction that is applied and applies to the first ordinary audit within the DanePork UK Standard. The 1st sanction is also always used after a previous full audit with no non-compliances.
Repetition	Occurs after 1) 2nd audit or 2) during a spot audit or a revisit where the non-compliance from the 1 st audit occurs again.

What	Definition
Spot audit	<p>Spot audit means that the herd will be subject to a follow-up before a certification decision can be taken. A spot audit is an unannounced audit where only parts of the production are reviewed. Only the requirements that belong under the specific category that triggered the spot audit are reviewed (i.e. not a full audit). The spot audit can be carried out up to 3 months after the ordinary audit (1st audit). There is no new certification, but the auditor notes whether the requirements within the category have been complied with and thus the non-compliance rectified.</p> <p>Self-funded.</p>
Revisit	<p>A revisit means that the herd is subject to a revisit before a certification decision can be taken. Revisits are triggered either directly due to the nature of the non-compliance or due to a repetition, which upgrades the sanction, including repetitions noted at some spot audits. At a revisit, everything is reviewed, both in terms of administration and production (a full audit). A new audit report is drawn up, but the certification period does not change.</p> <p>There must be no repeated non-compliances found at a revisit. This will result in a suspension. Revisits are made 3-4 weeks after the ordinary audit (or spot audit) and the relevant slaughterhouse is notified prior to the revisit.</p> <p>Self-funded</p>
Advisory visit	<p>If a herd is scheduled for advisory visits, this includes three visits within six months by an external adviser (not a certification body). Follow-up within 12 months via a spot audit to verify that the advisory visits have occurred and to what extent they have had an effect (certification body performs the spot audit)</p> <p>Self-funded.</p>
Notified audit	<p>Notification of the audit is issued at least 14 days in advance.</p>
Unannounced audit	<p>Notification of the audit up to 48 hours in advance.</p>